OPERATIONAL DIAGRAMS



PLINTH

Embeds mass within site. Creates a secure secondary level and allows for program to live within the earth.

SUBTRACTION

Of the plinth creates separation of residential and support space. Provides ample courtyard space for play and a prominent resident ce entry.

BARS

Set on a pedestal provides hierarchy and establishes form boundaries. Separates public program from private territory. Contrasting material type establishes dialogue with plinth.

SPLIT

Bars create a natural point of entry. Establishes interstitial space between program. Allows daycare to operate independently without entry to the primary facility. Separates emergency housing to facilitate undisturbed integration into the community.

BRIDGE

Allows residences to reach the support bar without being exposed to weather or public. Creates a major point of internal circulation. Provides roof top growing space for larger plants.

CARVED

Circulation allow for smooth journey between elevation changes and site conditions. Long sight lines provide secure transition.

MODULES

Establish a clear delineation from the non-residential territories. Synchronizes with row house identity, provides ground floor exterior use and secondary floor protection.

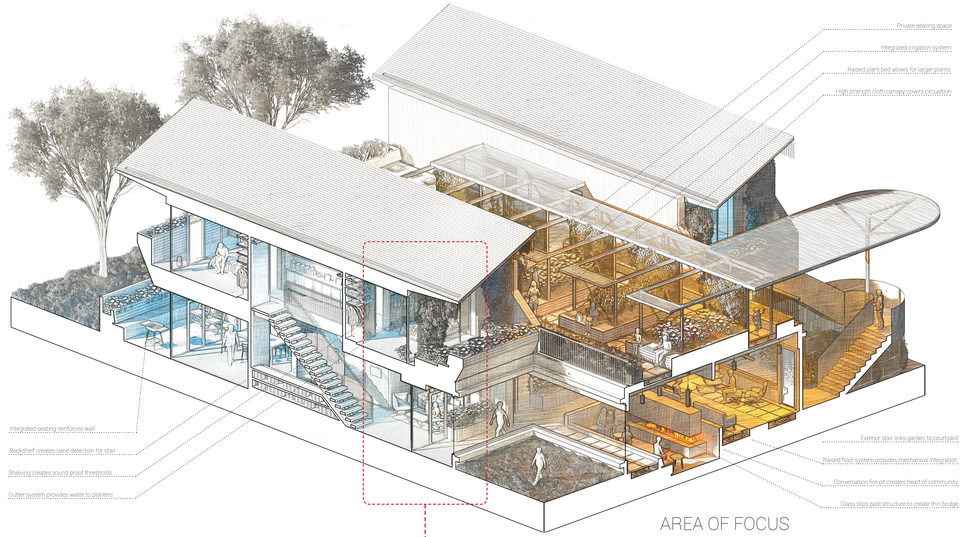

AREA OF FOCUS

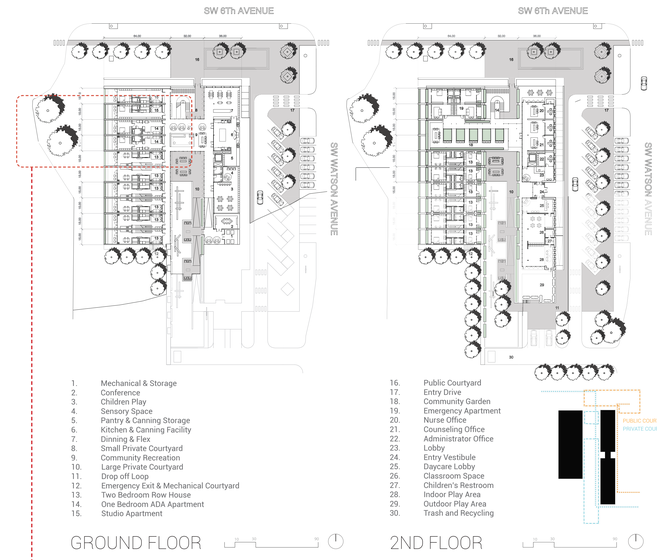

GROUND FLOOR

2ND FLOOR

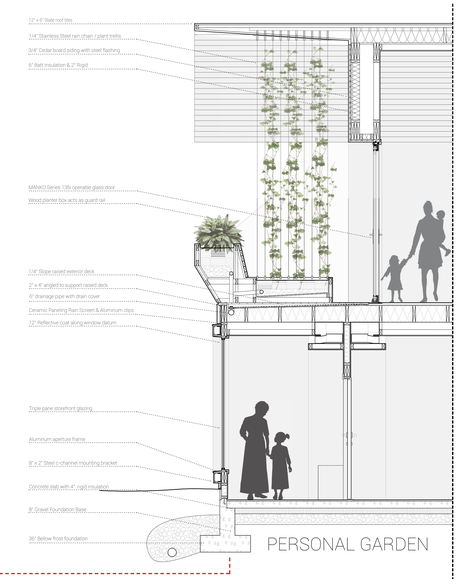

PERSONAL GARDEN



LIVING MODULE

THE TOPEKA HEALING GARDENS

COMMUNAL GROWTH THROUGH A LIVING ENVIRONMENT

LOCATION: TOPEKA, KS

STUDENT: SAM CARLSON